

**viccarbe**

# Burin Table

---

Designed by Patricia Urquiola

Catalogue - EN

2018



## Patricia Urquiola

Patricia Urquiola was born in Oviedo (Spain) and currently lives and works in Milan.

She graduated from the Faculty of Architecture at the Technical University of Madrid in 1989, after completing a thesis with Achille Castiglioni. From 1990 to 1992, she was assistant lecturer to both Achille Castiglioni and Eugenio Bettinelli at the Milan Polytechnic and the E.N.S.C.I. in Paris.

She is currently working in her own practice in Milan in the fields of design, exhibitions, art direction and architecture. Patricia Urquiola works for Alessi, B&B, Kartell, Molteni, Moroso, Coalesse and VICCARBE.

*“There is therefore a fine line between the ambition to achieve iconic design and functional design at the same time, a line between the personality of the author and the role that a table should play in a collective or private space.”*



On this page set of a Burin table with matt oak table top and black base with Maarten Plastic chairs, sled base

# Burin,

On this page, a picture of Burin table in full white, low pressure laminate table top



## Shape & Character

Table designed by Patricia Urquiola, 2018

The rules of the game are broken. The boundaries between spaces are blurred. What in the past we were used to understand as work spaces, today have become friendly living rooms or quiet libraries.

The reference boutique hotels and cafés want to be co-working spaces. Households prepare for co-living. And—above all—they take values such as flexibility for granted.

But in all these spaces, in all these places for people, there is a value sine qua non to the condition of the human being. In all of them there is the search for well-being, self-realization and freedom of expression. In all of them, one expects to experience the feeling of comfort. There is therefore a fine line between the

ambition to achieve iconic design and functional design at the same time, a line between the personality of the author and the role that a table should play in a collective or private space.

With Patricia Urquiola, we learned to look for new ways of constructing, to make use of materials that the classic furniture industry would not have contemplated. We also learned to project a continuity within the collection. In Burin's case, it would happen at the time when we were expanding an existing family, but also with the use of rotational polyethylene in the manufacture of its base. The moment when we opened the doors to this material comes to mind: 2006 gave us the Last Minute stool and its seat in this same rotomolded polyethylene.

## Double Burin

---

It is fascinating how the use of an unusual component has managed to democratize this centrally based table. However, above all, it is interesting how it has happened without losing an ounce of character and differentiation. By giving the possibility of combining its base with more sophisticated boards, we manage to maintain the balance that is created between durability and elegance, no matter if it is in its single, double or triple base version.



On this page, a set of a double Burin table lacquered in black with Quadra chairs in ash



# Subtle Connectivity

Additionally, Burin can include electrification systems in a discreet and fully integrated manner, an extra dose of functionality and aesthetics for meeting spaces and large conference rooms.



On the left page, a set of a Burin table lacquered in black with Copa cantilever chairs. On this page, a Burin triple table in black finish with Maarten Plastic chairs, pyramid base and brick seats

## Connectivity




1. Pop-up sockets
2. USB port
3. Wireless charger
4. Powerbox
5. Powerbox under top

# An Environmentally Friendly Process

Rarely does the industrial process of a design make big headlines. However, from the perspective of sustainability, this is precisely the benefit of a design. Industrialization has given us the possibility to make life easier for society and to share our Mediterranean lifestyle. It has opened the door to innovative product categories capable of responding to new contexts, behaviors and moments with the best designers and architects in the world. We learned about artisan processes but, over the years, we found the opportunity to evolve to find ways to create that are more efficient and sustainable over time, ways which are more respectful of the environment.

In the case of Burin, its base is made through a mold in which the pellets are rotated and gradually molded into a base that will later not only be resistant and durable over time for decades, but also totally recyclable. Beauty is, without a doubt, on the inside.



Pictures during the manufacturing process of a Burin table



## Burin & Food

---

*Restaurants* — Thanks to its base, Burin is a table especially suitable for *hospitality* spaces: hotels, bistros, cafés... It is easy to clean and very resistant to the course of time.

In these pages, a picture of Burin tables with square matt oak table top and taupe base combined with four-legged wooden Copa chairs



Project on the left page: HudCo Coworking Space, New York.  
 Design: Christina Michelle Interiors.  
 Photography: Ball & Albanese



Project on the right page: Club Alma Sensai, Madrid  
 Interior design: Mar Vera para Welcome Design  
 Photography: Paloma Pacheco Turnes









In these pages, a picture of Burin table with Aleta chairs

## Burin Table



Burin H74 70x70 cm /  
H29.13" 27.56"x27.56"

Burin H74 80x80 cm /  
H29.13" 31.50"x31.50"

Burin H74 D70 cm /  
H29.13" D27.56"

Burin H74 D120 cm /  
H29.13" D47.24"



Burin H102 80x80 cm /  
H40.16" 31.50"x31.50"

Burin H102 D80 cm /  
H40.16" D31.50"

Burin H74 140x140 cm /  
H29.13" 55.11"x55.11"

Burin H74 100x100 cm /  
H29.13" 39.37"x39.37"



Burin Mini H50 - H55 cm /  
H19.69" - H21.95"

Burin Mini H50 + 10 cm (handle) /  
H19.69 + 3.94" (handle)

For more info: [www.viccarbe.com/model/burin-table](http://www.viccarbe.com/model/burin-table)

## Burin Table



Burin double base H74 L240 cm / H29.13" L94.48"  
with powerbox

Burin double base H74 L240 cm / H29.13" L94.48"



Burin central base H 74 D150 cm / H29.13" D59.05"  
with pop-up sockets

Burin triple base H74 L350 cm / H29.13" L889"  
with pop-up sockets

## Connectivity



1. Pop-up sockets
2. USB port
3. Wireless charger
4. Powerbox
5. Powerbox under top

*New*  
COLLABORATIVE  
OUTDOOR

Talking about outdoor furniture is talking about collaboration. Nature inspires us to connect, dream and create. Nature brings us back to our roots. The natural light invites us to make the exterior stage the meeting point of all the celebrations and reunions, the place to share and cooperate. We are increasingly committed to creating outdoor spaces with natural textures and raw materials that transmit serenity and harmony. Places to live, feel and enjoy.

Shortly, our latest launch will see the light of day: Viccarbe Collaborative Outdoor. A line of flexible furniture, for use both in and outdoor, that takes geometry and nature as a reference. Noble materials that endure over time and invite you to connect with the outside and make it an extension of the office. A place to get inspired and let creativity flow. Mediterranean essence in all its splendor. Coming very soon to Viccarbe.

COMING SOON TO VICCARBE



# Burin Table

Technical Info - EN

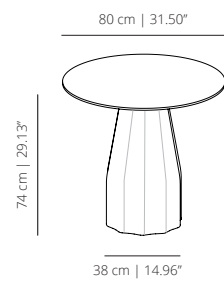
HEIGHT 74 | 29<sup>3</sup>/<sub>4</sub>"

**BUD60\_**  
table round 60 | 23<sup>5</sup>/<sub>8</sub>"



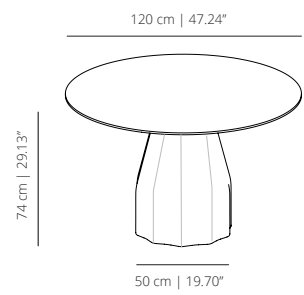
HEIGHT 74 | 29<sup>3</sup>/<sub>4</sub>"

**BUD80\_**  
table round 80 | 31<sup>1</sup>/<sub>2</sub>"

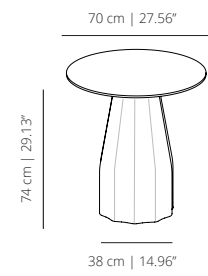


HEIGHT 74 | 29<sup>3</sup>/<sub>4</sub>"

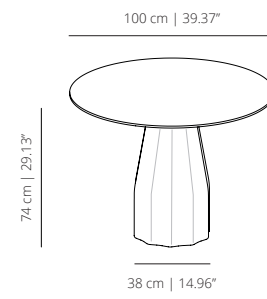
**BUD120\_**  
table round 120 | 47<sup>1</sup>/<sub>4</sub>"



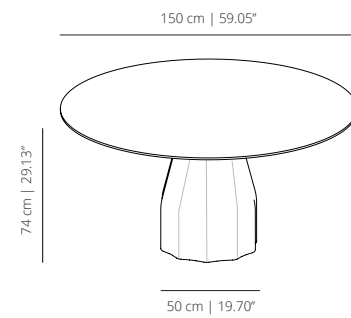
**BUD70\_**  
table round 70 | 27<sup>6</sup>/<sub>16</sub>"



**BUD100\_**  
table round 100 | 39<sup>3</sup>/<sub>8</sub>"

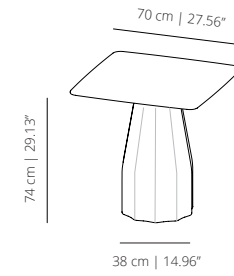


**BUD150\_**  
table round 150 | 59<sup>1</sup>/<sub>16</sub>"



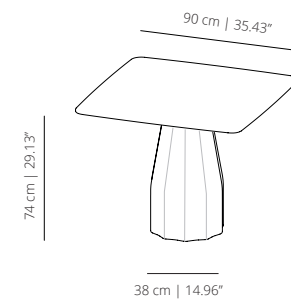
HEIGHT 74 | 29<sup>3</sup>/<sub>4</sub>"

**BUC70\_**  
table 70x70 | 27<sup>6</sup>/<sub>16</sub>" x 27<sup>6</sup>/<sub>16</sub>"



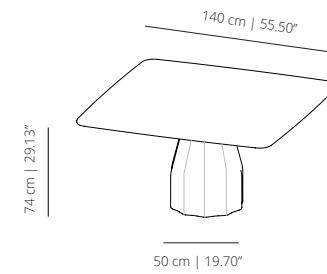
HEIGHT 74 | 29<sup>3</sup>/<sub>4</sub>"

**BUC90\_**  
table 90x90 | 35<sup>7</sup>/<sub>16</sub>" x 35<sup>7</sup>/<sub>16</sub>"

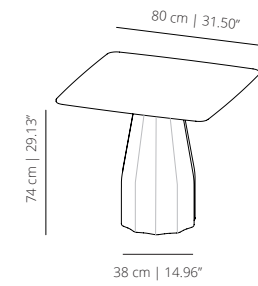


HEIGHT 74 | 29<sup>3</sup>/<sub>4</sub>"

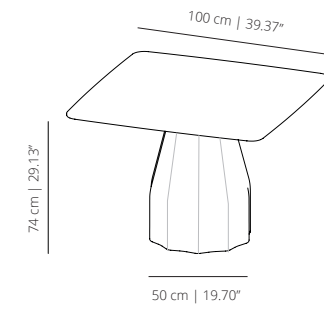
**BUC140\_**  
table 140x140 | 55<sup>1</sup>/<sub>8</sub>" x 55<sup>1</sup>/<sub>8</sub>"



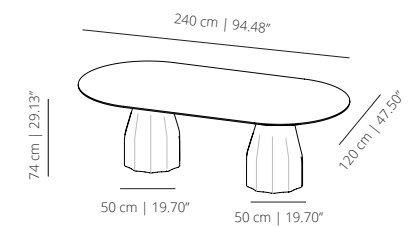
**BUC80\_**  
table 80x80 | 31<sup>1</sup>/<sub>2</sub>" x 31<sup>1</sup>/<sub>2</sub>"



**BUC100\_**  
table 100x100 | 39<sup>3</sup>/<sub>8</sub>" x 39<sup>3</sup>/<sub>8</sub>"

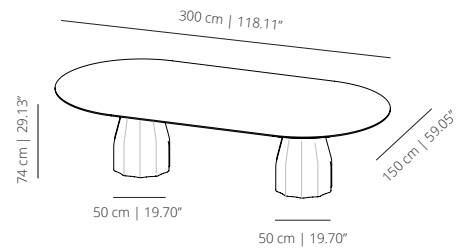


**BUC240\_**  
table 240x120 | 94<sup>1</sup>/<sub>2</sub>" x 47<sup>1</sup>/<sub>4</sub>"



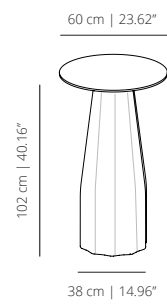
HEIGHT 74 | 29<sup>3</sup>/<sub>4</sub>"

**BUC300\_**  
table 240x120 | 118<sup>7</sup>/<sub>64</sub> x 59<sup>1</sup>/<sub>16</sub>



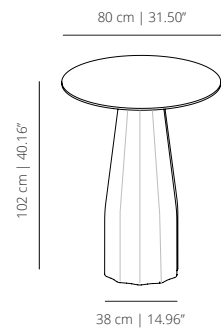
HEIGHT 102 | 40<sup>3</sup>/<sub>16</sub>"

**BUD60H\_**  
table round 60 | 23<sup>5</sup>/<sub>8</sub>

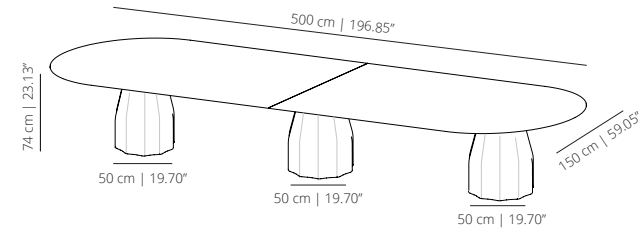


HEIGHT 102 | 40<sup>3</sup>/<sub>16</sub>"

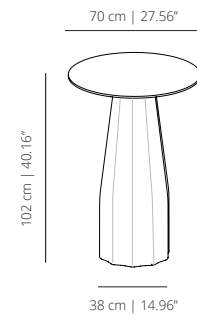
**BUD80H\_**  
table round 80 | 31<sup>1</sup>/<sub>2</sub>



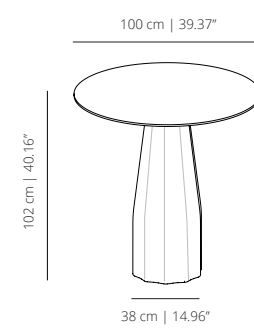
**BUC500\_**  
table 500x150 | 196<sup>27</sup>/<sub>32</sub> x 59<sup>1</sup>/<sub>16</sub>



**BUD70H\_**  
table round 70 | 27<sup>61</sup>/<sub>64</sub>

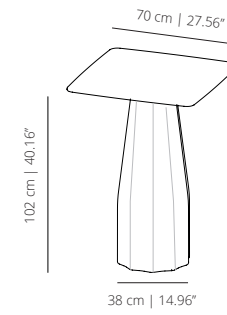


**BUD100H\_**  
table round 100 | 39<sup>3</sup>/<sub>8</sub>



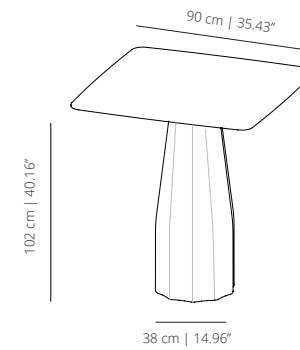
HEIGHT 102 | 40<sup>3</sup>/<sub>16</sub>"

**BUC70H\_**  
table 70x70 | 27<sup>61</sup>/<sub>64</sub> x 27<sup>61</sup>/<sub>64</sub>

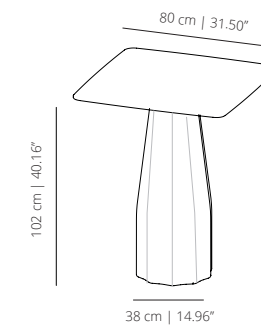


HEIGHT 102 | 40<sup>3</sup>/<sub>16</sub>"

**BUC80H\_**  
table 90x90 | 35<sup>7</sup>/<sub>16</sub> x 35<sup>7</sup>/<sub>16</sub>



**BUC80H\_**  
table 80x80 | 31<sup>1</sup>/<sub>2</sub> x 31<sup>1</sup>/<sub>2</sub>



## ACCESSORIES

For the different table tops, we offer the possibility of installing the following accessories. The drawings with the location of the accessories need the approval of the technical department.

### **CAP\*** rectangular conduit

Metallic access cover to the lower part of the table. Available in white, black or grey. Does not include electrifications. Dimensions: 32x15 cm | 12.59"x5.90".



*\*Cut out not included*

### **CAPP\*** rectangular conduit plus

Metal access cover to the lower part of the table, for wooden table tops. Metal frame available in black or grey and central part in the veneer of the finish of the table. Does not include electrifications. Dimensions: 32x15 cm | 12.59"x5.90".



*\*Cut out not included*

### **BOX-E\* | BOX-M\*** power box for table top

BOX-E: 4 plugs | BOX-M: 4 elements (plugs and multimedia). Metal cover with 4 plugs or combined with integrated multimedia elements. Available in white, black or grey. Dimensions: 32x15 cm | 12.59"x5.90".



*\*Cut out not included*

### **BOXP-E\* | BOXP-M\*** power box plus for table top

Metal cover with 4 plugs or combined with integrated multimedia elements, for wooden table tops. Metal frame available in black or grey and central part in the veneer of the finish of the table. Dimensions: 32x15 cm | 12.59"x5.90".



*\*Cut out not included*

### **CUBO** powebox under top

Power box available with 2 plugs or combined with integrated multimedia elements. Metal frame available in white or black.



### **BUUSB** USB port

USB port for charging electronic devices totally integrated in the table. Available in white or black. Dimensions: Ø 3 cm | 1.18"



## ACCESSORIES

### **BUTC** pop-up sockets

Hidden pop-up socket cylinder in stainless steel finish comprising 2 Schuko sockets or 1 Schuko socket + 2 charging USB. For different configurations, consult the sales department. The cylinder slots away in the tabletop, and pops up by gently pressing on it, offering the possibility of connection on four sides.



### **BUWI** wireless charger

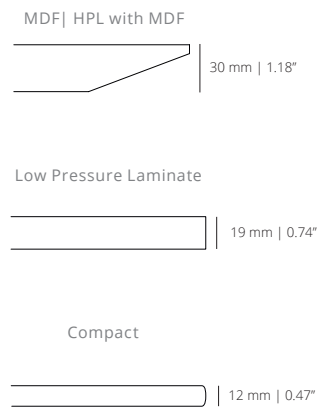
Concealed wireless charger that is compatible with all devices with Qi version 1.2 wireless charging system. It has a quick charge system.



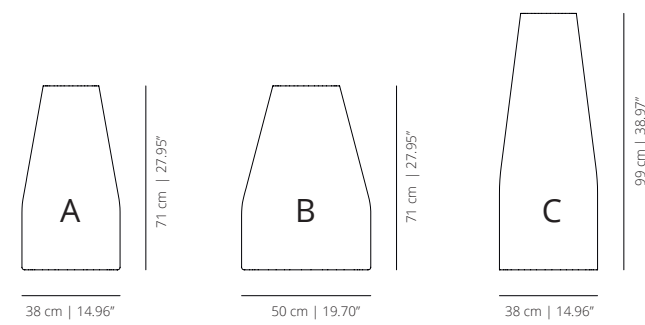
*NOTE: Not available for compact.*



**Thickness and type of table top edges available for each material:**



**Heights and types of bases available:**

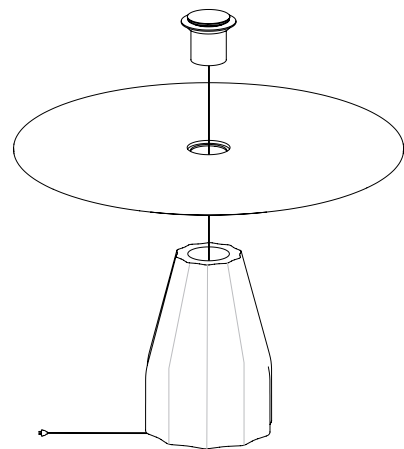


Range of tops for base A: D60 - D100 | 60x60 - 90x90  
 D23.62" - D39.37" | 23.62"x23.62" - 35.43"x 35.43"

Range of tops for base B: D120 - D150 | 100x100 - 140x140  
 D47.24" - D59.05" | 39.37"x39.37" - 55.11"x55.11"

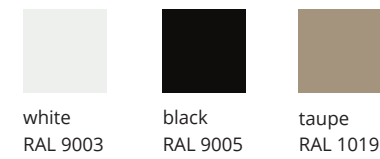
Range of tops for base C: D60 - D100 | 70x70 - 90x90  
 D23.62" - D39.37" | 27.55"x27.55" - 35.43"x 35.43"

**Different electrification options:**




**INDOOR FINISHES**

**BASE**



**TABLE TOP**

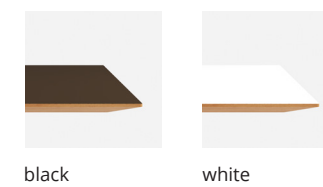
**Lacquered (microtexturized)**



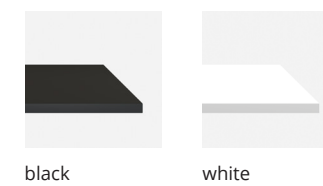
**Stained**




**HPL with MDF**



**Low pressure laminate**

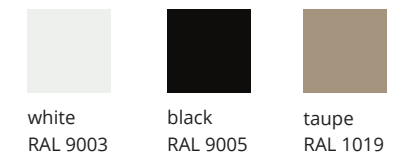


**Compact laminate**



**OUTDOOR FINISHES**

**BASE**



**TABLE TOP**

**Compact laminate**



**TECHNICAL INFO**

**Base** – central support available in roto-moulded polyethylene in white, black or taupe.

**Table top** – the 30 mm | 1.18" thick cover or work surface is made with microtextured MDF. It is lacquered with one of our collection's finishes, making it very scratch resistant. It also comes with a solid oak veneer, stained in mate, wenge, cognac or ash. Available in high resistance materials such as HPL with MDF for heavy contract use.

