

Designed by
VERNER PANTON
OFFICIAL CERTIFICATED DANISH DESIGN ICONS
Exclusively Produced by
VERPAN

VERPAN

FACTSHEETS

Cloverleaf sofa in- and outdoor



CLOVERLEAF (RIGHT & LEFT UNIT) Sofa in- and outdoor 1969

Description

Modular sofa system consisting of right, left, middle and extension unit.

Material

Rotational molded PE Polyethylen.

Product dimensions - right/left unit

L: 114.5 cm (45.1")

W: 115.5 cm (45,3")

H: 80 cm (31.5")

Seat height: 40 cm (15.7")


Box dimensions

124 x 124 x 105 cm (48.8 x 48.8 x 41.3") Stackable wooden crates.

Weight

40 kg

Colour options



CLOVERLEAF (MIDDLE UNIT)

Sofa in- and outdoor

1969

Description

Modular sofa system consisting of right, left, middle and extension unit.

Material

Rotational molded PE Polyethylen.

Product dimensions - middle unit

L: 142 cm (55.9")

W: 158 cm (62.2")

H: 80 cm (31.5")

Seat height: 40 cm (15.7")

Box dimensions


149 x 152 x 105 cm (58.7 x 59.9 x 41.3")

Stackable wooden crates.

Weight

51 kg

Colour options



CLOVERLEAF (EXTENSION UNIT) Sofa in- and outdoor 1969

Description

Modular sofa system consisting of right, left, middle and extension unit.

Material

Rotational molded PE Polyethylen.

Product dimensions - extended unit

L: 130 cm (51.2")

W: 113 cm (44.5")

H: 80 cm (31.5")

Seat height: 40 cm (15.7")

Box dimensions


149 x 152 x 105 cm (58.7 x 59.9 x 41.3")

Stackable wooden crates.

Weight

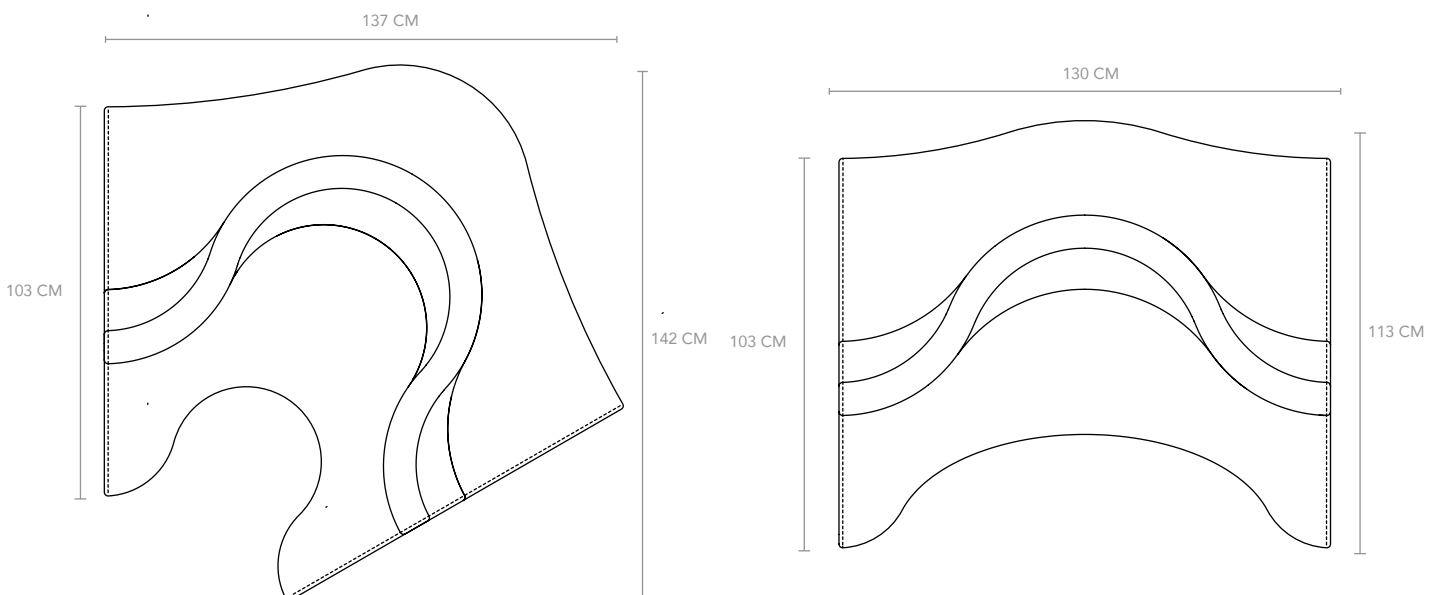
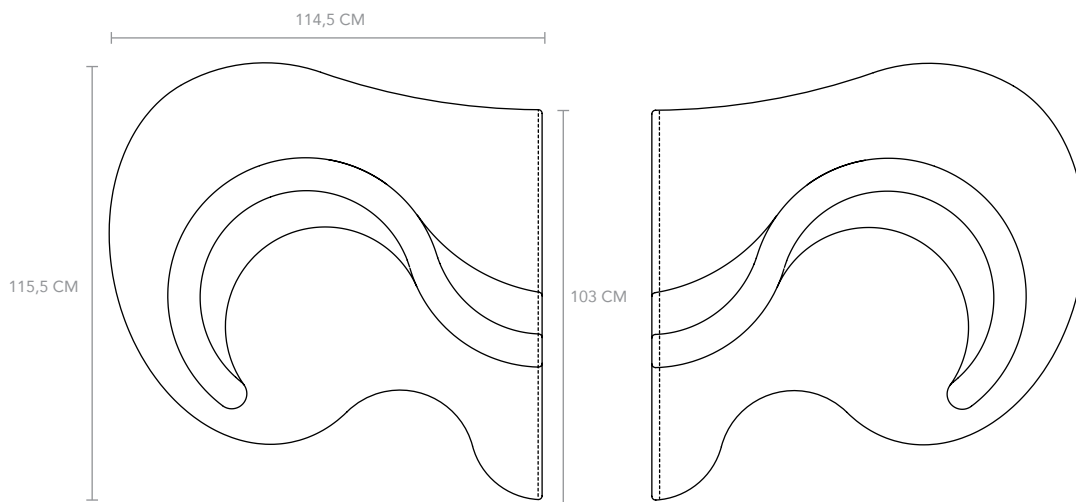
47 kg

Colour options

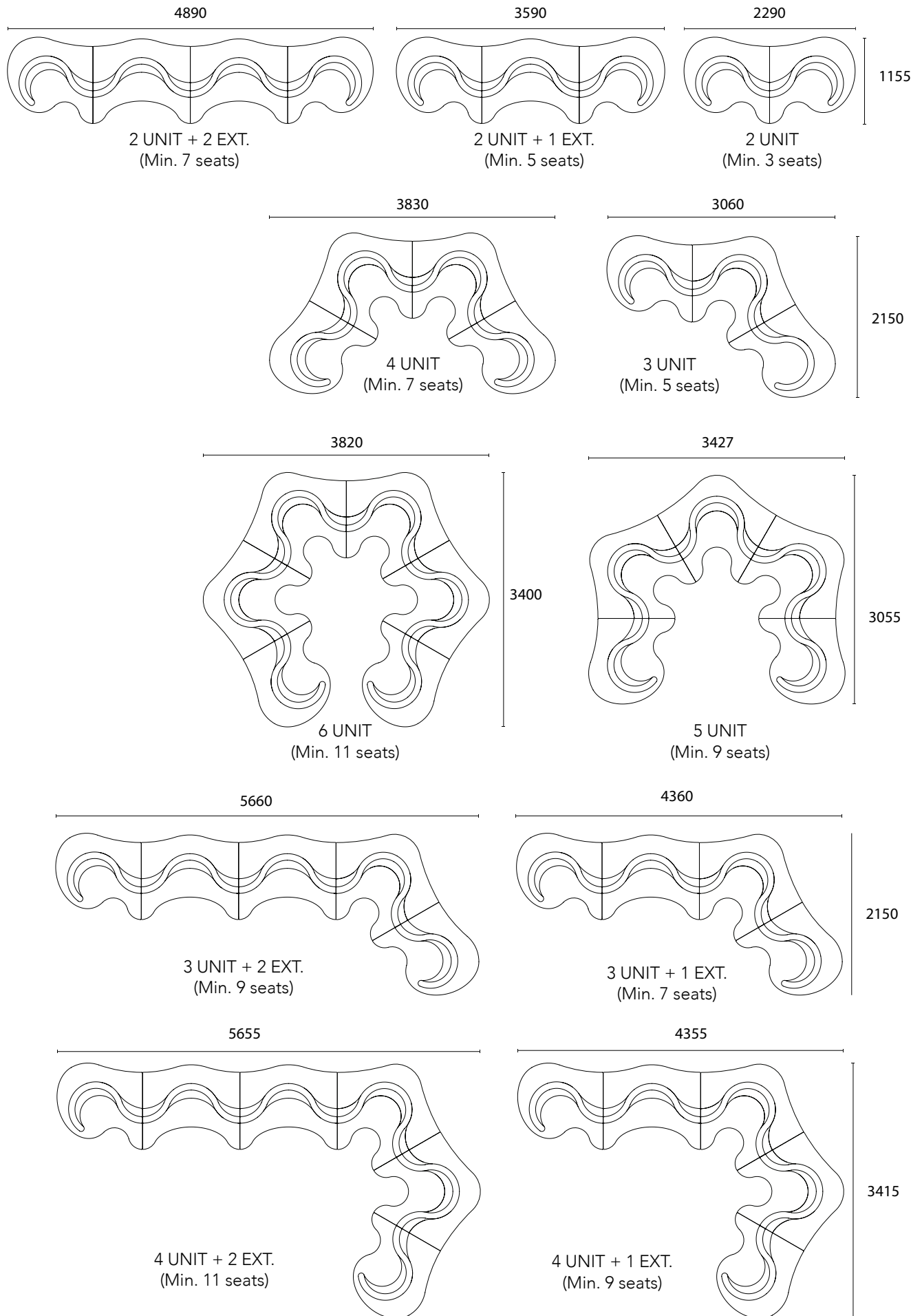


CLOVERLEAF SOFA

Dimension overview



SELECTED UNIT COMPOSITIONS..



OBS! Dimensions must be read with a tolerance ± 50 mm depending on variant (upholstery / PE), choice of fabric, unit compositions ect.

Designed by
VERNER PANTON

OFFICIAL CERTIFICATED DANISH DESIGN ICONS

Exclusively Produced by
VERPAN

VERPAN

FACTSHEETS



CLOVERLEAF (RIGHT & LEFT UNIT)

Sofa

1969

Description

Modular sofa system consisting of right, left, middle and extension unit.

Material

Wood frame, plywood 18 mm (0.7") and pine wood.
Seat is cushioned with CMHR foam (HR3030/HR4250).
Moulded backrest, metal insert, CMHR foam.
Adjustable nylon glides.
Can be added 4 cm wooden base.

Colour & fabric

For further details regarding available colours please contact your local dealer.

Product dimensions - right/left unit

L: 114,5 cm (45.1")

W: 115,5 cm 45,5")

H: 80 cm (31.5")

Seat height: 40 cm (15.7")

With base:

H: 84 cm (33")

Seat height: 44 cm (17.3")

Box dimensions

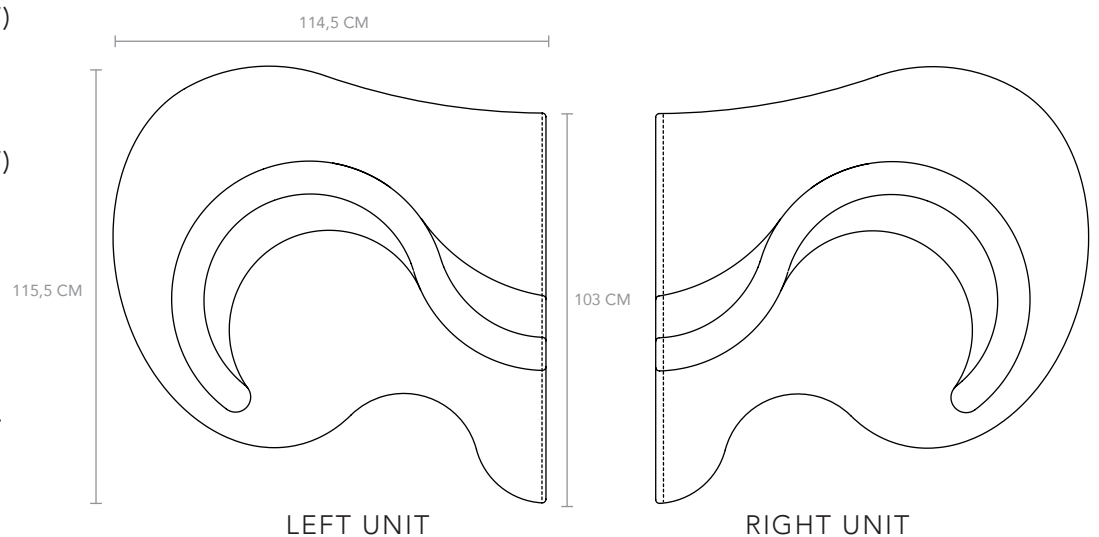
124 x 124 x 105 cm

(48.8 x 48.8 x 41.3")

Stackable wooden crates.

Weight

112 kg



CLOVERLEAF (MIDDLE UNIT)

Sofa

1969

Description

Modular sofa system consisting of right, left, middle and extension unit.

Material

Wood frame, plywood 18 mm (0.7") and pine wood.
Seat is cushioned with CMHR foam (HR3030/HR4250).
Moulded backrest, metal insert, CMHR foam.
Adjustable nylon glides.
Can be added 4 cm wooden base.

Colour & fabric

For further details regarding available colours please contact your local dealer.

Product dimensions - middle unit

(NB! Depending on placement angle)

L: 137 cm (54")

W: 142 cm (56")

H: 80 cm (31.5")

Seat height: 40 cm (15.7")

With base:

H: 84 cm (33")

Seat height: 44 cm (17.3")

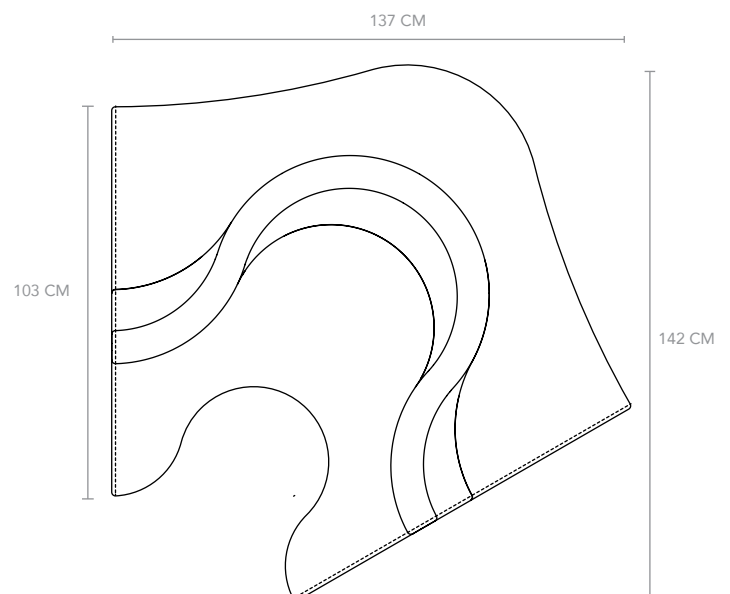
Box dimensions

149 x 152 x 105 cm (58.7 x 59.9 x 41.3")

Stackable wooden crates.

Weight

142 kg



CLOVERLEAF (EXTENSION UNIT)

Sofa

1969

Description

Modular sofa system consisting of right, left, middle and extension unit.

Material

Wood frame, plywood 18 mm (0.7") and pine wood. Seat is cushioned with CMHR foam (HR3030/HR4250). Moulded backrest, metal insert, CMHR foam.

Adjustable nylon glides.

Can be added 4 cm wooden base.

Colour & fabric

For further details regarding available colours please contact your local dealer.

Product dimensions - extended unit

L: 130 cm (51.2")

W: 113 cm (44.5")

H: 80 cm (31.5")

Seat height: 40 cm (15.7")

With base:

H: 84 cm (33")

Seat height: 44 cm (17.3")

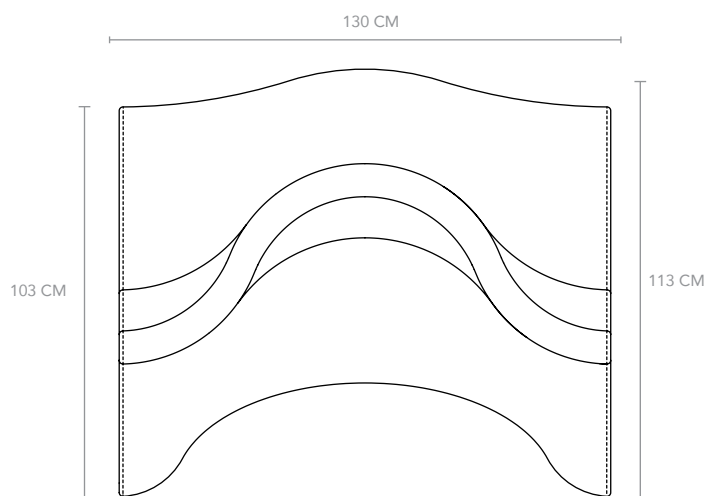
Box dimensions

149 x 152 x 105 cm (58.7 x 59.8 x 41.3")

Stackable wooden crates.

Weight

135 kg



CLOVERLEAF (RIGHT & LEFT UNIT) Sofa in- and outdoor 1969

Description

Modular sofa system consisting of right, left, middle and extension unit.

Material

Rotational molded PE Polyethylen.

Product dimensions - right/left unit

L: 114.5 cm (45.1")

W: 115.5 cm (45,3")

H: 80 cm (31.5")

Seat height: 40 cm (15.7")


Box dimensions

124 x 124 x 105 cm (48.8 x 48.8 x 41.3") Stackable wooden crates.

Weight

40 kg

Colour options



CLOVERLEAF (MIDDLE UNIT)

Sofa in- and outdoor

1969

Description

Modular sofa system consisting of right, left, middle and extension unit.

Material

Rotational molded PE Polyethylen.

Product dimensions - middle unit

L: 142 cm (55.9")

W: 158 cm (62.2")

H: 80 cm (31.5")

Seat height: 40 cm (15.7")

Box dimensions


149 x 152 x 105 cm (58.7 x 59.9 x 41.3")

Stackable wooden crates.

Weight

51 kg

Colour options



CLOVERLEAF (EXTENSION UNIT) Sofa in- and outdoor 1969

Description

Modular sofa system consisting of right, left, middle and extension unit.

Material

Rotational molded PE Polyethylen.

Product dimensions - extended unit

L: 130 cm (51.2")

W: 113 cm (44.5")

H: 80 cm (31.5")

Seat height: 40 cm (15.7")

Box dimensions


149 x 152 x 105 cm (58.7 x 59.9 x 41.3")

Stackable wooden crates.

Weight

47 kg

Colour options



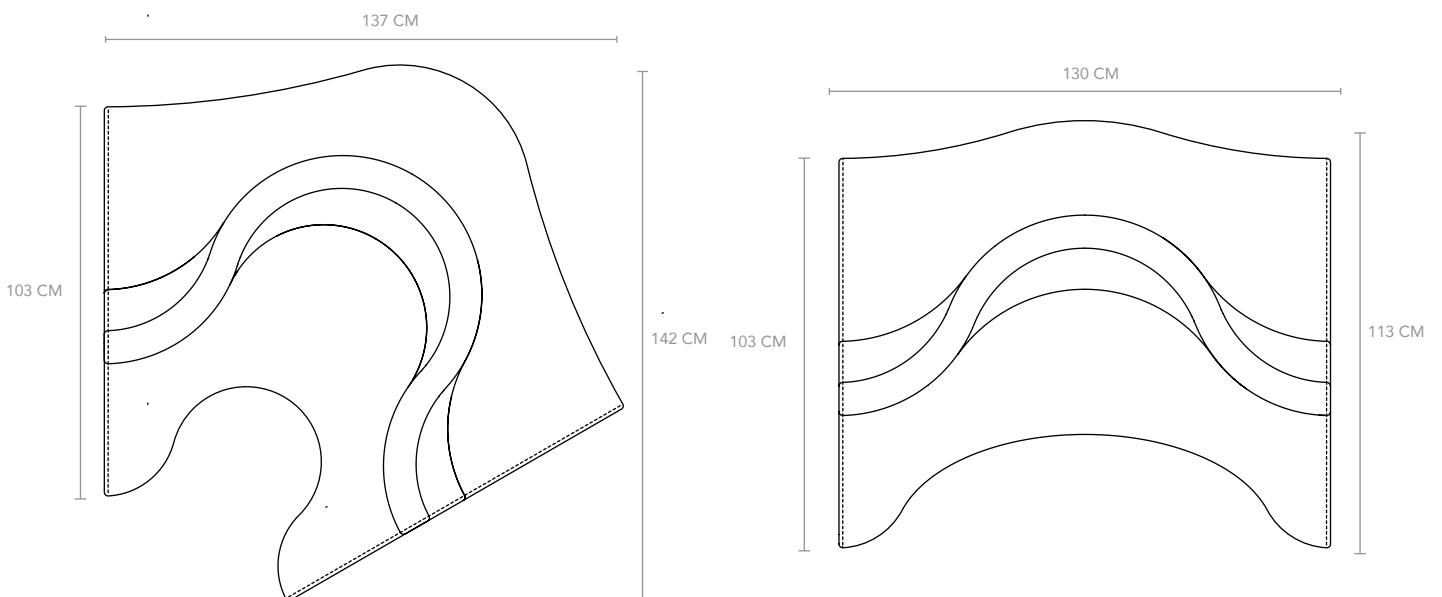
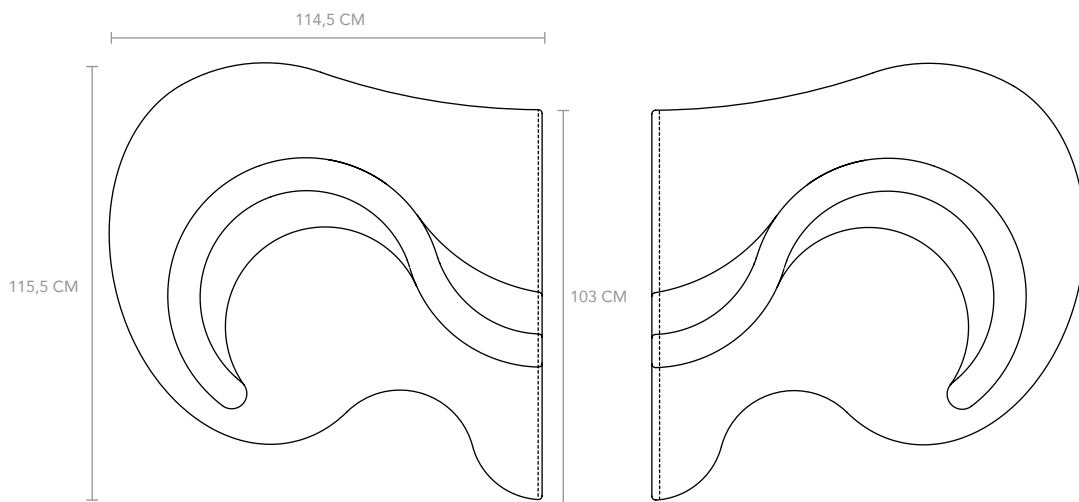
Designed by
VERNER PANTON

OFFICIAL CERTIFICATED DANISH DESIGN ICONS

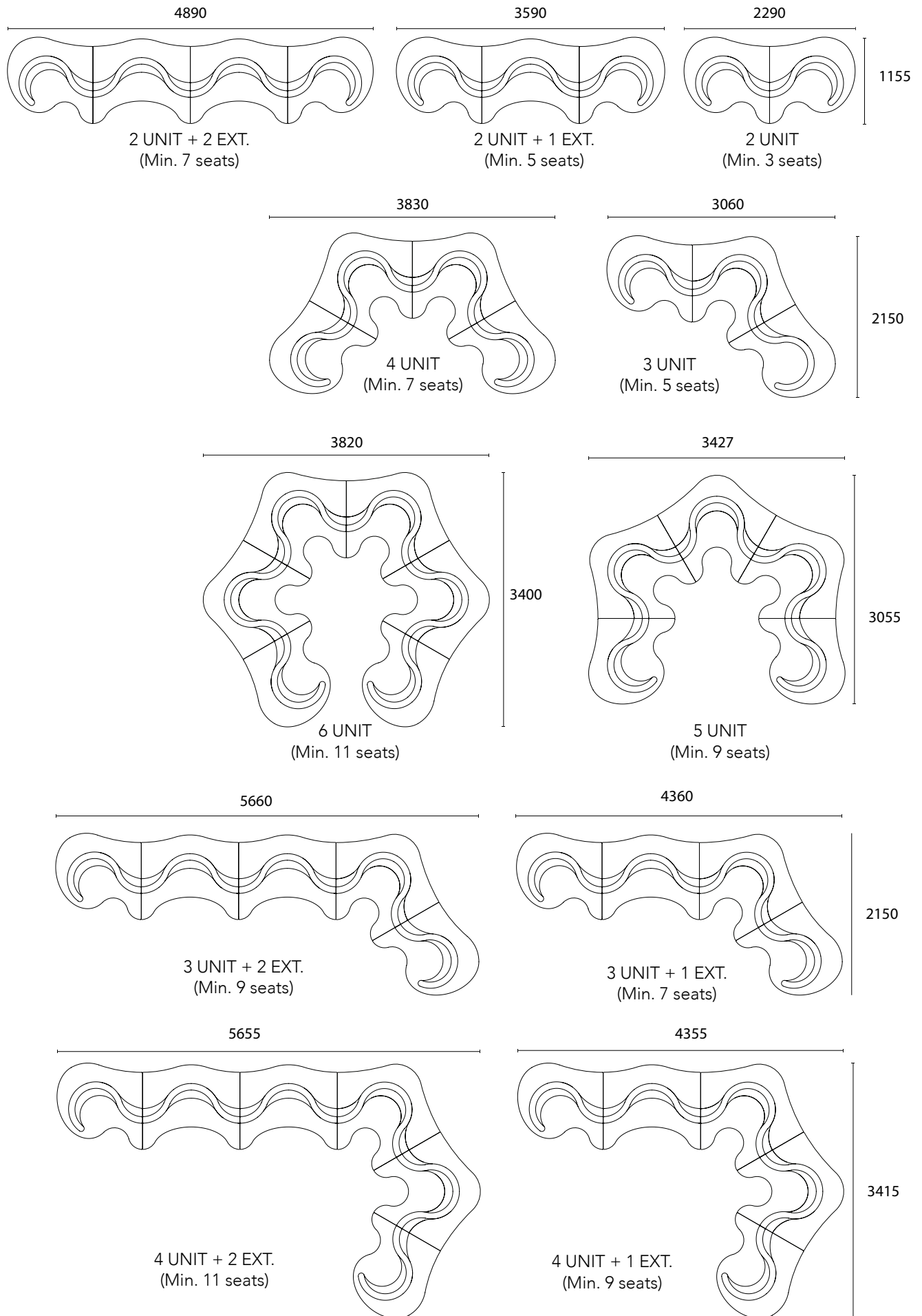
Exclusively Produced by
VERPAN



CLOVERLEAF SOFA Dimension overview



SELECTED UNIT COMPOSITIONS..



OBS! Dimensions must be read with a tolerance ± 50 mm depending on variant (upholstery / PE), choice of fabric, unit compositions ect.

Designed by
VERNER PANTON

OFFICIAL CERTIFICATED DANISH DESIGN ICONS

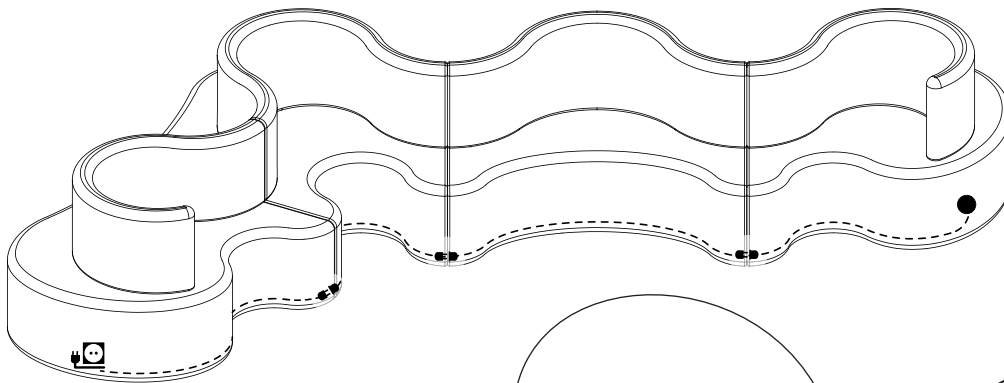

Exclusively Produced by
VERPAN

VERPAN

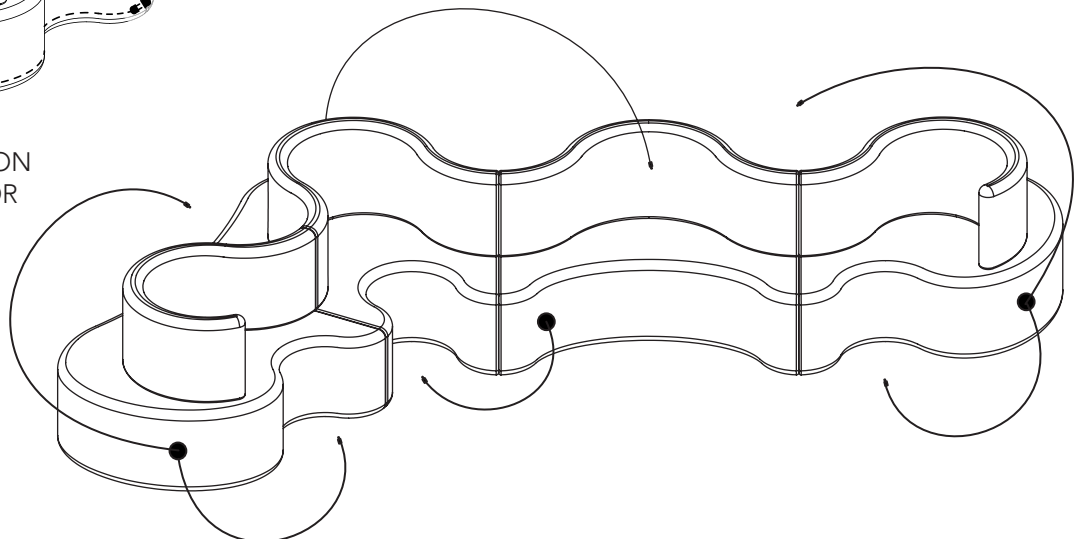
CLOVERLEAF SOFA Charging station

The Cloverleaf Sofa with integrated charging stations using OE Electrics' Pixel units.

More information and technical specifications: www.oeelectrics.co.uk/en/pixel



ONE BOX FOR
220 WOLT CONNECTION
THROUGH THE FLOOR



Designed by
VERNER PANTON

OFFICIAL CERTIFICATED DANISH DESIGN ICONS

Exclusively Produced by
VERPAN

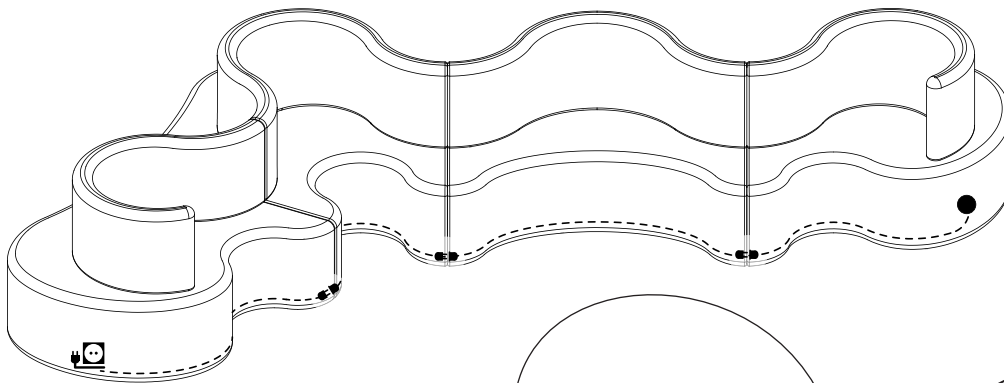


CLOVERLEAF SOFA

Charging station

The Cloverleaf Sofa with integrated charging stations using OE Electrics' Pixel units.

More information and technical specifications: www.oeelectrics.co.uk/en/pixel



ONE BOX FOR
220 WOLT CONNECTION
THROUGH THE FLOOR

