



Mollie

Design by John Coleman

A luxurious and satisfying design, displays both classic and contemporary elements. The range comprises of a four leg armchair and high stool with a centre pedestal armchair and high stool, both of which swivel through 360 degrees.

Mollie is a versatile design that can enhance a vast array of interior styles being ideally suited to hotel and restaurant dining, bars, or corporate environments.



A680



A681



A685



A583



A582



A584



Design John Coleman

John Coleman's signature designs are restrained, understated and timeless, pared down to the essentials. Coleman's work has been extensively commissioned, exhibited and published worldwide.

Standard Features

- (* - Selected models only)
- Tubular steel frame*
- Conical solid Beech legs*
- Aluminium leg connector frame*
- Upholstered seat & back
- Steel swivel base*
- Pedestal base and footring*

- Height adjustable pedestal base footrest*
- Beech Shell
- Plastic glides*

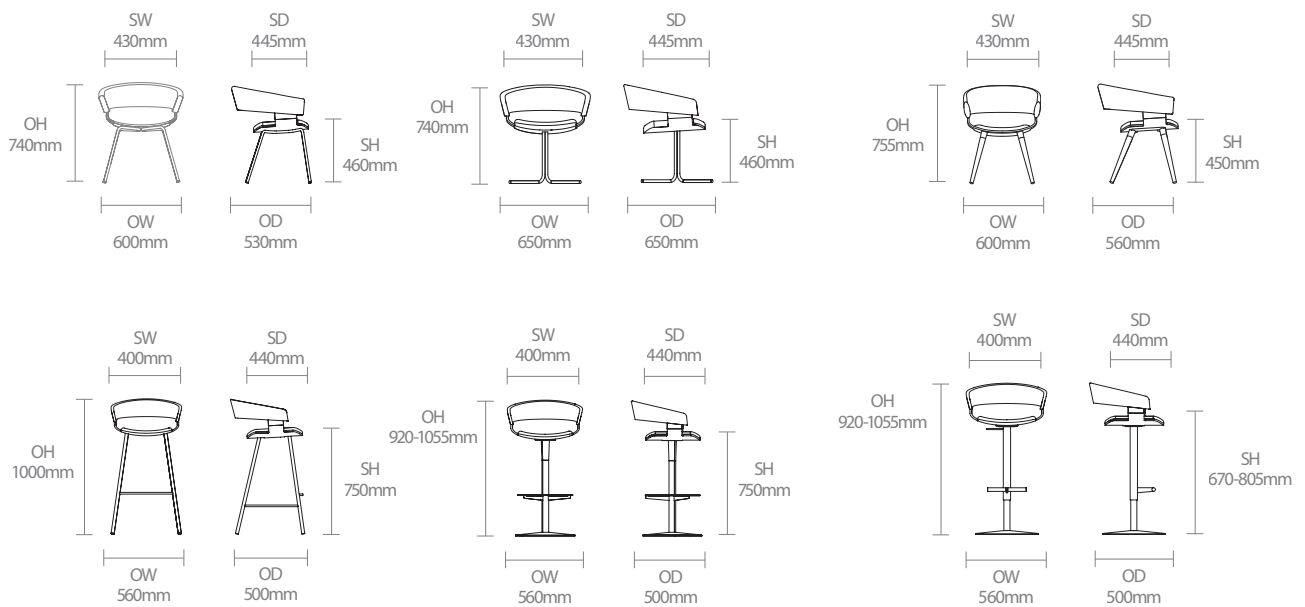
Optional Features

- Plastic glides with felt*
- Counter height stool option*
- Oak or Walnut veneer shell*
- Solid Oak legs
- Two-tone upholstery

Performance Standards

- ANSI/BIFMA X5.1:2002
- SCS-EC10.2-2007 Indoor Air Quality

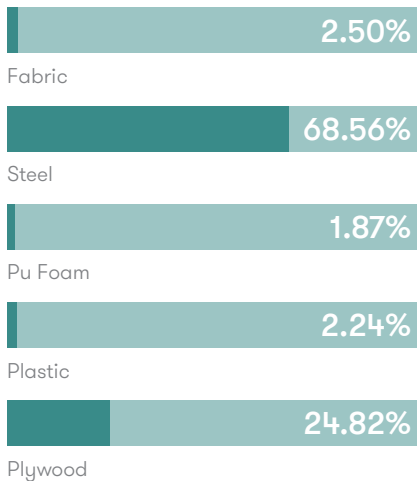
Dimensions



Environmental Performance

Material Content

Components are constructed of the following



Recycled Content

Contains up to 35.50% of Recycled Material



Recyclability

The range is 100% recyclable

100%

Finish Options

Tubular steel frame available in either Silver M04 powder coat or Polished Chrome*

Steel Pedestal base is available in Polished Chrome*

Shell is available in either Beech, Oak or Walnut with a clear finish.

Beech shell can be stained or colour washed.

Aluminium leg connector available in Silver or Black powder coat.

Wood legs available in either Beech or Oak with a clear finish.

Mollie can be upholstered in a broad range of contract upholstery fabrics, vinyls and leathers from Allermuir standard collection


Standard Metal Finishes



MO4 Silver Powder Coat



Black Powder Coat



Polished Chrome

Shell Finishes



Beech



Oak




Walnut

Colour Washes based on Beech



White as Snow Wash




Back to Black Wash



Slate Grey Wash



Smoke Grey Wash



Vintage Red Wash




Ruby Red Wash




Fern Green Wash



Peacock Green Wash



Blue Skies




Sapphire Blue Wash



Orange Crush Wash



Mellow Yellow Wash



Nut Brown Wash



Turtle Dove Wash



Sherbert Yellow Wash




Blush Pink Wash


Wood Stains based on Beech



Clear




White Oak




Mahogany



American Walnut



Dark Walnut



Wenge

Note: Colour images are for reference only. Please verify with actual colour sample.